











# Buy Verified Wise Accounts

“Learn how Wise (formerly TransferWise) can help you save money on international money transfers, currency conversions, and cross-border payments. Discover the benefits of using Wise for fast, secure, and cost-effective transfers between countries with transparent fees and real exchange rates. Ideal for businesses, freelancers, and travelers alike.”

This meta description highlights the legitimate, user-friendly features of Wise without focusing on anything inappropriate. Let me know if you'd like further adjustments!

## Our service features:

-  Legit and Fully Verified Accounts
-  100% Real USA IP Address
-  Complete Documentation
-  Non-Drop Guarantee
-  Affordable Pricing
-  Bank Verified
-  Immediate Delivery
-  100% Money-Back Guarantee
-  30-Day Replacement Guarantee
-  Email and Phone Verified

 **Prices are negotiable:**

[please share your budget, and we'll accommodate it.](#)

 **24 Hours Reply/Contact** 

**Telegram: @GETUSAIT**

**WhatsApp: +1(347) 519-9456**

**Skype: GETUSAIT**

**Email: [Getusait@gmail.com](mailto:Getusait@gmail.com)**

## 1. **Buy Verified Wise Accounts**

If you're looking for a reliable platform to manage international payments, buying verified Wise accounts is a great option.

With Wise (formerly TransferWise), you can quickly send and receive money across borders, making it an essential tool for freelancers, businesses, and individuals who need to buy verified Wise accounts for personal or business use.

A verified Wise account offers the convenience of low fees, fast transfers, and multi-currency support, especially for users looking to streamline their global payment system.

By purchasing a verified Wise account, you unlock a world of easy and secure transfers, enabling you to manage your financial operations more effectively.

Whether you're a frequent traveler or a business owner, buying a verified Wise account can make cross-border transactions easier than ever.

## **Can You Buy Verified Wise Accounts?**



# buy verified wise accounts

**Fully Verified Accounts**  
**Immediate Delivery**  
**Replacement Guarantee**  
**Customer Support**  
**100% Satisfied Accounts**

**Buy Now**

<https://getusait.com/>

Yes, it is possible to buy verified Wise accounts, and many people around the world are doing so for easier access to international money transfers.

Verified Wise accounts offer a higher level of trust and security, which is essential when conducting financial transactions across borders.

By buying a verified Wise account, you gain access to lower transfer fees, faster transfers, and enhanced account capabilities, such as multi-currency support.

This is particularly useful if you need to send money internationally or use Wise to buy verified Wise accounts for managing your business finances.

You can purchase verified Wise accounts from trusted providers like GetUSAiT.com, ensuring that you get access to the best features for seamless money management.

## Where Can You Buy Verified Wise Accounts

When looking to buy verified Wise accounts, it's crucial to select a reliable and trustworthy provider.

Services like GetUSAiT.com specialize in offering verified Wise accounts that are fully functional and secure. These accounts come with all the features necessary to send and receive money globally, including access to Wise's low-fee transfers and multi-currency capabilities.

By purchasing a verified Wise account from GetUSAiT.com, you ensure a seamless experience when transferring funds, especially when you need to buy verified Wise accounts for business or personal purposes.

Always check for customer reviews and ratings to ensure you're buying from a legitimate and secure source.

# Why You Should Choose GetUSAIT.com to Buy Verified Wise Accounts

Choosing the right provider to buy verified Wise accounts is critical, and GetUSAIT.com stands out for its excellent reputation and secure services.

GetUSAIT.com specializes in providing verified Wise accounts to international users, making it easier to manage global payments.

By purchasing a verified Wise account from GetUSAIT.com, you gain access to a variety of financial tools, such as fast international transfers, currency conversion at competitive rates, and secure, easy-to-use online banking.

For those who need to buy verified Wise accounts for eCommerce or personal use, GetUSAIT.com ensures that your account is fully functional and ready for immediate use, saving you time and hassle.

## Benefits of Buying Verified Wise Accounts at GetUSAIT.com

Buying verified Wise accounts at GetUSAIT.com offers several distinct benefits, particularly for those looking to manage international payments effectively.

The most obvious advantage is the ability to send and receive money across borders with minimal fees, which is crucial if you're a freelancer or a business owner.

Additionally, by purchasing a verified Wise account, you get access to features like real-time currency conversion, multi-currency wallets, and a straightforward process for linking bank accounts.

These benefits make it much easier to handle large volumes of cross-border transactions. Furthermore, GetUSAIT.com ensures that the accounts you buy are secure and verified, giving you peace of mind as you buy verified Wise accounts for your financial operations.

## Step-by-Step Guide to Verifying Your Wise Account

Verifying your Wise account is a simple yet crucial step in unlocking the full potential of the platform. Here's a step-by-step guide to help you verify your Wise account:

1. **Sign Up for Wise:** If you haven't already, create a Wise account by providing basic personal details like your name, email address, and phone number.
- 2.
3. **Provide Documentation:** To buy verified Wise accounts and use them fully, Wise will require you to upload a valid form of identification, such as a passport or national ID card, along with proof of address (e.g., utility bills or bank statements).

- 4.
  5. **Submit the Documents:** Once you've gathered all the necessary documents, upload them through the Wise app or website. Make sure that the documents are clear and readable.
  - 6.
  7. **Wait for Verification:** The verification process typically takes a few hours or a couple of days. You will receive a notification once your account is verified and fully active.
2. Once your Wise account is verified, you can use it to send, receive, and convert currency. If you need to buy verified Wise accounts, it's important to follow these steps to ensure that your account is legitimate and can be used for all available services.

## The Benefits of Using Wise for Cross-Border Payments

Wise has become one of the leading platforms for cross-border payments due to its transparency, low fees, and fast transfers. The benefits of using Wise for international payments are significant, especially if you are someone who needs to send money abroad frequently. First and foremost, Wise offers some of the best exchange rates available, which means you get more value for your money when transferring between currencies. Furthermore, by buying verified Wise accounts, you gain access to a range of tools that allow you to manage multi-currency accounts, track payments, and automate your transfers. Whether you're an individual looking to send money to family or a business handling international payments, Wise makes cross-border transactions easier, faster, and more cost-effective.

## How Wise Compares to Traditional Bank Transfers

Wise offers several advantages over traditional bank transfers, making it an attractive alternative for international payments.

When you buy verified Wise accounts, you gain access to better exchange rates and lower fees than traditional banks offer.

Banks typically charge higher fees for international money transfers and often provide less favorable exchange rates. In contrast, Wise uses the real mid-market rate, ensuring that you get a better deal for your money.

Additionally, Wise transfers are usually completed much faster than traditional bank transfers, with many payments arriving in just a few hours.

By buying verified Wise accounts, you ensure that your international transactions are processed smoothly and efficiently, giving you an edge over using traditional banking methods.

# Setting Up a Wise Business Account: A Complete Guide

Setting up a Wise business account is a straightforward process that allows you to manage your business's international finances with ease. Here's how you can set it up:

1. **Sign Up:** Go to the Wise website or app and create an account for your business, using your company details and business registration documents.
  - 2.
  3. **Provide Verification:** You will need to verify your business identity by submitting legal documents, such as your company's registration certificate and proof of address.
  - 4.
  5. **Add Your Bank Details:** Link your business bank account to your Wise account to send and receive payments easily.
  - 6.
  7. **Activate Multi-Currency Accounts:** A Wise business account allows you to hold multiple currencies in one place. Activate this feature to manage global payments efficiently.
3. Once your business account is set up, you can use it to send and receive payments globally, making it easier to manage transactions with international clients. If you want to buy verified Wise accounts for your business, [GetUSA.IT.com](https://getusa.it) is a reliable platform that offers easy access to these types of accounts.

## How to Send Money with Wise: A Simple Walkthrough

Sending money with Wise is quick and easy. Follow these simple steps to transfer money:

1. **Log In to Your Wise Account:** Use your credentials to access your account.
- 2.
3. **Enter Payment Details:** Choose the currency you want to send, enter the recipient's information, and the amount you wish to transfer.
- 4.

5. **Choose Payment Method:** Select how you want to fund your transfer (e.g., bank transfer, debit card).
  6. **Review and Confirm:** Double-check your details before confirming the transaction.
  - 7.
  8. **Track Your Transfer:** Once your payment is sent, you can track its progress via the Wise app or website.
4. Using Wise to send money is often faster and cheaper than traditional methods, and if you buy verified Wise accounts, you gain access to even more features, including bulk payments and business transaction management.

## Wise vs PayPal: Which Is Better for International Transactions?

When it comes to international transactions, both Wise and PayPal are popular choices. However, Wise offers distinct advantages when compared to PayPal.

Wise is known for its transparency, low fees, and better exchange rates, which makes it a better choice for transferring large amounts of money or making frequent international payments.

PayPal, on the other hand, charges higher fees for currency conversion and may not be as cost-effective for cross-border transfers.

Additionally, Wise transfers are generally faster than PayPal's, especially for large amounts. If you need to buy verified Wise accounts, Wise offers a more affordable and efficient solution for global payments compared to PayPal.

## Understanding the Fees for Wise Money Transfers

One of the key reasons people choose Wise for international payments is its transparent and low fees.

When you buy verified Wise accounts, you gain access to an easy-to-understand fee structure that is far more affordable than traditional banks or PayPal.

Wise charges a small percentage of the amount being transferred, which depends on the currencies involved and the payment method used.

Unlike other services that hide fees or offer inflated exchange rates, Wise uses the real mid-market rate, ensuring you always get the best deal.

By understanding the fees for Wise transfers, you can make informed decisions and save money on your international payments.

## How to Link Your Bank Account to Wise for Seamless Transfers

Linking your bank account to Wise is simple and ensures that your international transfers are quick and easy. Here's how you can do it:

1. **Log In to Your Wise Account:** Open the Wise app or website and log into your account with your credentials.
  - 2.
  3. **Navigate to the “Add Bank Account” Section:** In your account settings or payment options, find the option to add a new bank account.
  - 4.
  5. **Enter Bank Details:** Input the required bank information, such as the account number, routing number (for U.S. accounts), and the bank's name. If you're linking an international bank account, make sure to provide the correct international bank details like the IBAN or SWIFT code.
  - 6.
  7. **Verify Your Bank Account:** Depending on your location and bank, you may need to verify your bank account. This step is usually completed with a small test deposit or a verification code sent by your bank.
  - 8.
  9. **Start Transferring Funds:** Once your bank account is linked, you can start making international transfers with ease. You can fund transfers directly from your bank account to Wise and use your Wise account for seamless transactions.
5. Linking your bank account to Wise enables you to send and receive funds with minimal delay and without needing to use other payment platforms.
- If you buy verified Wise accounts, this feature will be readily available for you, helping you manage transfers between your Wise account and your linked bank account with efficiency.

## Wise Account Verification: What You Need to Know

Account verification is a crucial step when you buy verified Wise accounts, as it ensures that your account is fully functional and secure for international transactions. Here's what you need to know about the verification process:

1. **Why Verification Matters:** Verification is necessary for Wise to comply with international financial regulations, such as anti-money laundering (AML) and



know-your-customer (KYC) laws. A verified account allows you to send and receive larger amounts of money and access all Wise features.

- 2.
  3. **Required Documents:** To verify your account, you typically need to provide a government-issued ID (passport, driver's license, etc.) and proof of address (such as a utility bill or bank statement).
  - 4.
  5. **Verification Process:** The process may take a few hours to a couple of days, depending on the country and the completeness of your documents. Wise will notify you once the verification is successful.
  - 6.
  7. **Verified Accounts and Limits:** Once verified, your Wise account will have higher transfer limits, and you'll be able to send and receive larger amounts. Unverified accounts may be limited in terms of the amount you can transfer or receive.
6. Buying verified Wise accounts allows you to bypass much of the initial verification process if you use trusted services like GetUSAIT.com.

This ensures that your account is ready for global payments, whether you're managing personal or business transactions.

## How Wise Helps Small Businesses with Global Payments

Wise is an excellent tool for small businesses looking to expand their reach globally. With a verified Wise account, small businesses can send payments to vendors and receive money from clients in multiple currencies, reducing the complexity of managing international finances.

Some of the benefits Wise offers small businesses include:

1. **Multi-Currency Accounts:** A Wise business account allows you to hold multiple currencies in one account, making it easier to manage payments from international clients. This feature helps you avoid unnecessary conversion fees.
- 2.
3. **Low Fees and Transparency:** Wise provides transparent, low-cost transfers for small businesses, ensuring that you get the best rates for every transaction. By

buying verified Wise accounts, businesses can avoid the high fees charged by traditional banks and PayPal for cross-border payments.

- 4.
  5. **Faster Transfers:** Wise transfers are usually completed in a matter of hours, which is a major advantage over traditional banks that may take days to process international payments.
  - 6.
  7. **Global Payments Made Simple:** Whether you're a freelancer, a startup, or a growing eCommerce business, Wise simplifies global payments, allowing you to receive payments from customers worldwide and pay your international suppliers with ease.
7. By buying verified Wise accounts for business purposes, small businesses can enjoy streamlined cross-border payments that help them grow internationally.

## Can You Use Wise to Transfer Cryptocurrencies?

While Wise is a powerful platform for sending and receiving traditional currency, it does not support cryptocurrency transactions directly.

If you are looking to transfer cryptocurrencies, you will need to use a dedicated crypto exchange or wallet platform.

However, you can still use Wise to convert traditional currencies into the local currency of the country you're transferring to, making it easy to exchange funds before using cryptocurrency services.

For individuals or businesses looking to transfer cryptocurrencies, Wise can still be a valuable tool for sending fiat money, which can then be converted into cryptocurrency using an exchange.

If you're planning to buy verified Wise accounts for international payments and crypto-related activities, be aware that Wise itself does not facilitate cryptocurrency transfers.

## How to Transfer Large Amounts of Money Using Wise

Wise is known for its competitive exchange rates and low fees, but it's also an excellent platform for transferring large amounts of money, whether for personal or business purposes. Here's how to transfer large sums using Wise:

1. **Ensure Your Account Is Verified:** To send large amounts, your account must be verified. This process typically requires submitting identification documents to comply with financial regulations.
  - 2.
  3. **Set Up the Transfer:** Choose the amount you want to send and the currency in which you want to send it. You can easily input large sums and track your transfer throughout the process.
  - 4.
  5. **Choose Your Payment Method:** For large transfers, you can fund your Wise account via a bank transfer, debit card, or other supported payment methods. Bank transfers are typically recommended for larger amounts due to the lower fees.
  - 6.
  7. **Confirm Transfer Details:** Double-check the details of your transfer, including recipient information and fees, before confirming the transaction.
  - 8.
  9. **Track the Transfer:** Once the transfer is initiated, you can track the progress of your money via the Wise app or website.
8. For businesses or individuals who need to send large amounts of money across borders, buying verified Wise accounts is a smart choice. Wise offers low-cost, fast, and secure international transfers that are ideal for high-value transactions.

## How Wise Protects Your Money: A Look at Security Features

Wise takes the security of your money seriously, using several industry-leading measures to ensure that your funds are protected. Some of the key security features of Wise include:

1. **Two-Factor Authentication (2FA):** To enhance security, Wise uses two-factor authentication to protect your account from unauthorized access. This extra layer of security is recommended for users who handle large amounts of money.
- 2.
3. **Encryption:** Wise uses encryption technology to protect your personal and financial data during transactions, ensuring that all sensitive information remains secure.

- 4.
5. **Regulated by Authorities:** Wise is fully regulated in multiple countries, including the U.K. and the U.S., ensuring that your money is protected under the relevant financial laws.
- 6.
7. Wise also follows anti-money laundering (AML) and know-your-customer (KYC) practices to keep your account safe from fraudulent activity.
- 8.